



Logging in!
Follow these
steps to learn
how.



If you ever want to reset
your password, click
here.

1

Go to <https://sl.fasquote.net>

Username:

Password:

[Forgot Password?](#)

2

You will then be required to enter a
verification number sent to your email

We have sent a verification code to your email
address. Please check your email and provide
the verification code below.

Verification Code:

[Re-send verification code](#)

Managing Quotes and Policies
making you see stars? Not
anymore! See how to manage
your quotes and policies here:



SELECT TYPE OF RECORDS TO VIEW

At the top of the Records
view, you can navigate
between views.

View Quotes Only (list view)

SEARCH NAME, QUOTE NUMBER, POLICY NUMBER, FEIN EFFECTIVE FROM EFFECTIVE TO

You can narrow
down the results of
any view by
supplying
search
parameters.

1

View Quotes Only allows you to see and manage all your quotes.

Click this button to continue the
quote where you left off.

Click this button to access the
generated quote document.

Click this button to remove this
quote from your view.

2

View Policies Only allows you to see and
manage all your policies.

Click this button to see all the
documents related to the
policy.


Click this button to access the
billing summary for the policy.

Click this button to proceed
directly to the online payment
screens.

Insured	Type	Status	#	Eff Date	Estimated Cost	Actions
TESTING RENEWAL QUOTE 1	SL	Accepted	SLT-00181	09/26/2018	\$721/\$792	
BOB'S TIRE COMPANY	SL	In Progress	SLT-00222	10/24/2018	\$0/\$0	
TESTING RENEWAL QUOTE 1	SL	In Progress	SLT-00223	09/26/2018	\$0/\$0	

Insured	Type	Status	#	Eff Date	Estimated Cost	Actions
TESTING RENEWAL QUOTE 2	SL	Inforce	SLICWC0004200	09/26/2018	\$0/\$408	
TESTING RENEWAL QUOTE 1	SL	Inforce	SLICWC0004100	12/01/2017	\$0/\$792	
TESTING RATING 2	SL	Inforce	SLICWC0004000	09/28/2018	\$0/\$698	

Look here to see how the Quote Type and Status is distinguished.



1

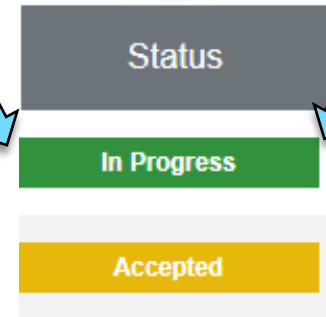
Quote Status:
The quote status tells where a quote is in the process based on the status shown.

Quote Status: In Progress
The quote has not been submitted or approved.

Quote Status: Submitted
The quote cannot be continued until Underwriting reviews and/or makes a decision.

Quote Status: Approved
The quote has been approved by Underwriting or the system.

A quote is made up of two components that are shown in the status column.

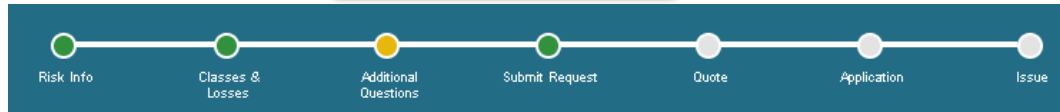


2

Quote Type:
The Quote Type tells you what kind of quote based on the color of the status.

Quote Type: Quick Quote
The quote is eligible for approval without underwriting assistance.

Quote Type: Referral Quote
The quote requires underwriting approval.



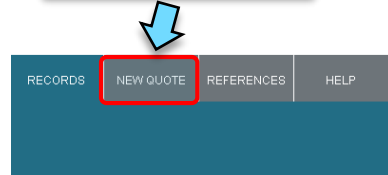
The Quote Type is determined by the status of each page.
Green = Quick Quote
Any Yellow = Referral Quote

Let's start QUOTING



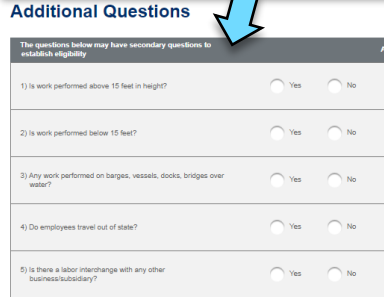
1

To Start a quote click the new quote button.



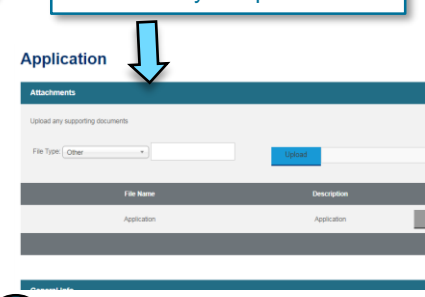
4

Additional Questions Page is where you will answer additional questions.



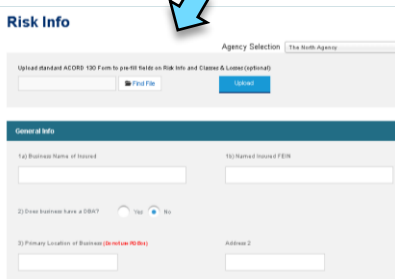
7

Application Page collects the remaining details needed to bind your quote.



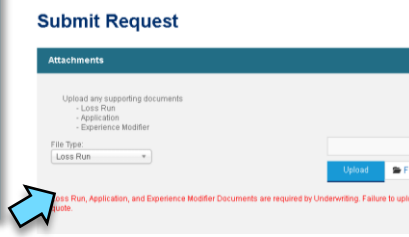
2

Risk Info Page collects basic insured info.



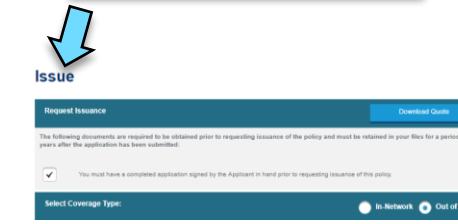
5

Submit Request Page will collect info needed by Underwriting. This page is skipped for a quick quote.



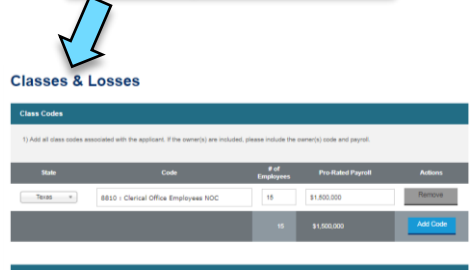
8

Issue Page is where you will finalize and bind a quote.



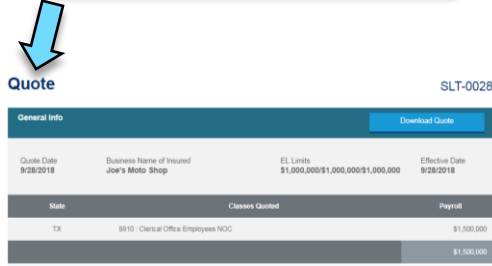
3

Classes & Losses Page collects class code and coverage information.



6

Quote Page will show the finalized quote.



9

Issuance Successful. Congratulations, your quote is BOUND. You may now download the binder and down payment invoice.

